

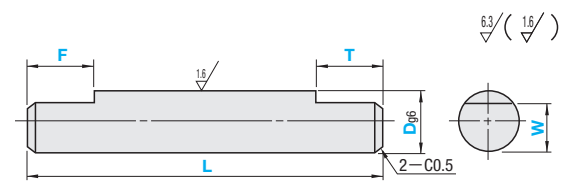


ROTARY SHAFTS - ROTATION PREVENTION TYPE-

回転軸 一回り止めタイプ



Table with columns: Type, Material, Surface Treatment. Lists NSFRV, SFRV, PSFRV, SSFRV types and their materials (S45C, SUS304) and surface treatments.



●搬送用ローラの一回り止め用の軸としてご使用ください。
◎真円度・真直度 P844

◎カタログ規格外品はこちら P.137

Main specification table for rotary shafts. Columns: Type, Form, Dg6, L (0.1mm unit), F・T, W (1mm unit). Rows include NSFRV, SFRV, PSFRV, SSFRV with various sizes.

◎L>600の場合、両端加工部分が同一線上になりません。(最大で1°程度のスレが生じます)
◎L-(F+T)≧20の場合、反りが出る場合がございます。

Order form section with fields for Type, L, F, T, W and Delivery date (3 days).

Price table showing quantity discounts for different shaft sizes (small, large).

Large table of shaft specifications categorized by material: NSFRV (S45C), SFRV (S45C), PSFRV (S45C), SSFRV (SUS304). Includes dimensions and price points.

Alteration section showing options for FC, WFC, SC, TA, TB, W, LKC and their combinations.

Alterations table detailing modifications like flat grinding, chamfering, and keyway processing with associated codes and conditions.

◎他の追加加工と併用する場合、±2°の位相を生じることがあります。
◎キー溝複数加工・平面取複数加工は同一直線に行っておりますが、追加加工の距離が500mmを超える場合、±2°の位相を生じることがあります。

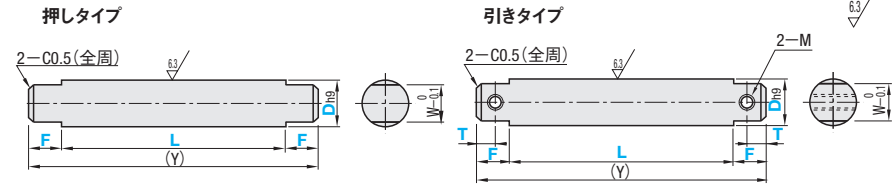


TENSION-LINED SHAFTS

テンション用軸 一押しタイプ・引きタイプ



Table with columns: Type, D公差, Material, Surface Treatment. Lists NSFMFRPS, SFMRPL, PSFMFRPL, SSFMFRPL types.



Dimensional tolerance table for L, Y, T, W.

Main specification table for tension shafts. Columns: Type, D h9, L, F, T, M, W, Y. Rows include push and pull types with various sizes.

◎L+2F≦(Y)

Order form section for tension shafts with fields for Type, L, F, T and Delivery date (3 days).

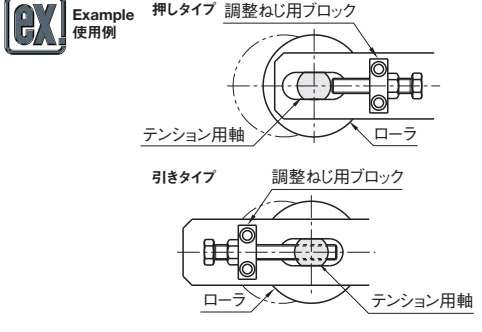
Price table for tension shafts showing quantity discounts.

Delivery and stock information section.

◎注文締切
◎ストックA早割
◎ストックAは3本以上で1明細行当たり一律2,160円

Large table of shaft specifications for push and pull types, categorized by material: NSFMFRPS, SFMRPL, PSFMFRPL, SSFMFRPL.

Alterations table for tension shafts, similar to the rotary shaft section, detailing modifications and codes.



Alteration section for tension shafts showing options for FC, WFC, SC, TA, TB, W, LKC.

Alterations table for tension shafts, detailing modifications and codes.

◎他の追加加工と併用する場合、±2°の位相を生じることがあります。
◎キー溝複数加工・平面取複数加工は同一直線に行っておりますが、追加加工の距離が500mmを超える場合、±2°の位相を生じることがあります。